

**GRAVELY®**  
**Safety**  
**Control**  
**Mower**

22", 3.5 h.p.  
 Self-propelled  
 Trimmer notch  
 for close trimming.




The blade stops automatically whenever the fingertip control is released. Gravely's extra safety feature.



Control levers for wheel drive and blade rotation. Start the engine, the blade does not rotate.

Blade control lever starts blade. Release it and the blade stops automatically.



Rotation indicator on the mower deck shows if the blade is rotating.



With wheel drive lever you can move the mower with or without the blade rotating.

**GRAVELY®**  
**MOWERS**  
 Your kind of mower



- A. Self-propelled
- B. Hand-propelled
- C. Trimming mower

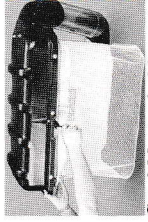
**GRAVELY®**  
**MOWERS AND TRIMMERS**

- A. Self-propelled, rear wheel drive rotary mower. Professional quality. 21" 4 h.p. Recoil start.
- B. Hand-propelled, designed for service and performance. Aluminum housing. 21" 3.5 h.p. Recoil start.
- C. Trimming mower, commercial type. Small, weighs only 50 lbs., easily transported. Sturdy, steel deck. 17" 3 h.p. Recoil start.

**GRAVELY**  
 1 Gravely Lane, Clemmons, N. C. 27012  
 TELEX: 806433 Gravely WSL



**Optional Extra Convenience**



CatchMaster holds up to 5 bushels of grass or leaves. Instant release for emptying.



40" Snow Blade for quick snow removal. Use your Gravely Rider all year.


**Riding convenience Quick, smooth mowing**

Automotive type steering, fingertip controls, power for the toughest mowing. High lift blades for smooth, even mowing.

Model 830-E  
30" 8 h.p.

Electric start  
Model 830

Same as 830-E with recoil start



**GRAVELY. TRADITIONAL QUALITY AND PERFORMANCE**

**Rear-Bagger Mower**

As a rear bagger, it fits between trees and shrubs where side-bagger mowers can't go. Quickly transforms for side discharge for use in high grass or other times when bagging is not desired.

Fingertip DriveMaster control lever starts the self-propelled mower, stops the drive when released.

Two bushel capacity, heavy duty bag with no zipper to jam. Quick and easy to use.

21" 4 h.p. Recoil starting



All Gravely mowers comply with existing ANSI industry safety standards



Model 1130-E  
30" cutting width  
11 h.p., electric start  
Optional CatchMaster.



**EXAMINE EACH FEATURE**

You'll agree Gravely gives you more

- A. Pneumatic tires, ball bearings and dust seals on front wheels for long life, dependable performance.
- B. Floating front axle lets wheels follow uneven terrain for level cutting.
- C. Automotive type steering with 2.6 to 1 gear reduction for easy handling.
- D. Adjustable blade housing suspended to float over uneven ground contours.
- E. Sturdy skids help prevent scapping on rough ground.
- F. High lift blade lifts grass for even cutting.
- G. Housing and blade design vacuums clippings for discharge or bagging.
- H. Heavy-duty unitized frame with one-piece formed steel construction. Rugged, dependable.
- I. Rugged transaxle, 3-speeds and reverse, enclosed transmission running in oil and gear drive system.
- J. 16 x 6.50-8 pneumatic rear tire with wide-track treads for positive traction.

